


# Nintendo Wii Disassembly (Teardown)




Img 1 Top

Remove two lids  
 Remove 3 Ph screws (the front is held by the longest)  
 Remove black cover




Img 2 Top

Remove 2 Y screws  
 Remove 2 Ph screws



Img 3 Bottom

Remove battery lid  
 Remove 3 stickers and 1 rubber foot near battery lid  
 Remove 2 Ph screws and 1 black Ph screw  
 Remove 2 Y screws



Img 4 Leftside

Remove 2 stickers near front  
 Remove 2 black Y screws  
 Remove 2 rubber feet opposite end  
 Remove 2 zinc Y screws